

The results of a survey about anti-social behaviour in Newcastle conducted primarily on www.letstalknewcastle.org.uk, with additional surveys captured through face-to-face and postal responses. The survey was live between 09/08/22 and 12/09/22.

What do you think about anti-social behaviour in your local area?

13/11/22



Darren Anderson

What do you think about anti-social behaviour in your local area?

About the 'Better Lives, Stronger Communities' programme

This programme has been set up in response to the growing issue of anti-social behaviour across the city. The council will invest in more community-led activities, services, and work to build up communities and create better places to live. We will actively promote opportunities for training and work through apprenticeships with mentors, aiming to break down inequalities that can lead to crime and anti-social behaviour.

Newcastle City Council is investing £1.5 million to tackle anti-social behaviour through our new 'Better Lives, Stronger Communities' programme to continue to keep our neighbourhoods safe. To help us do this, we want to find out more about what people think about anti-social behaviour in their local area, and how much of a problem it is.

Why we are asking

We understand that each person's experience of anti-social behaviour is different and the type of support required in response to this can vary. Therefore, we wanted to understand the experiences and perception of anti-social behaviour in Newcastle.

About the data

- 592 respondents.
- Survey live between 09/08/22 and 12/09/22 inclusive.
- The demographics data relates to all 592 respondents.
- The subsequent data around anti-social behaviour only includes responses to each question (blanks removed) and in some instances more than 1 answer is permitted, hence totals if added can be greater or lower than the number of respondents.

Headlines

592 respondents

50% of respondents have felt discriminated, harassed or targeted by strangers in public and/or by neighbours

96% consider ASB to be a problem to some degree

ASB types classed as a big problem

1. Litter 47%
2. Fly tipping 32%
3. Drug taking 32%
4. Rowdy behaviour by adults 31%
5. Rowdy behaviour by young people 31%

16% always report ASB

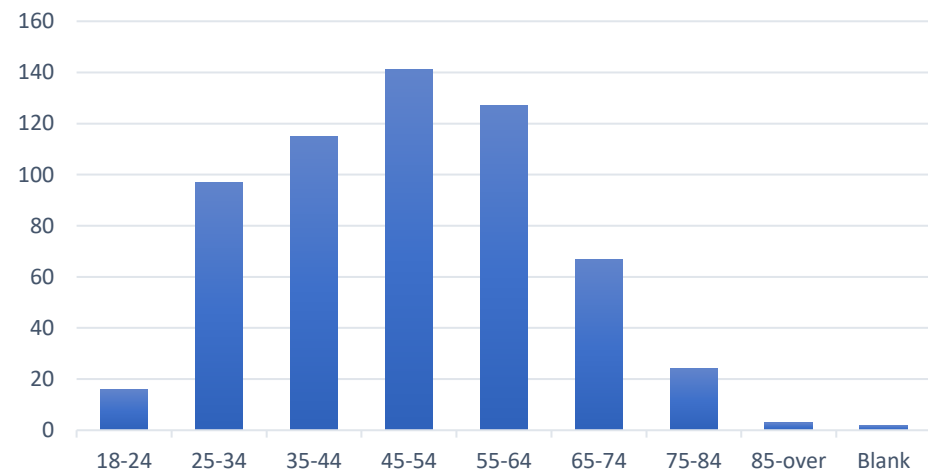
44% report to ASB to the police, 28% report to the council

55% feel unsafe in specific areas of their neighbourhoods

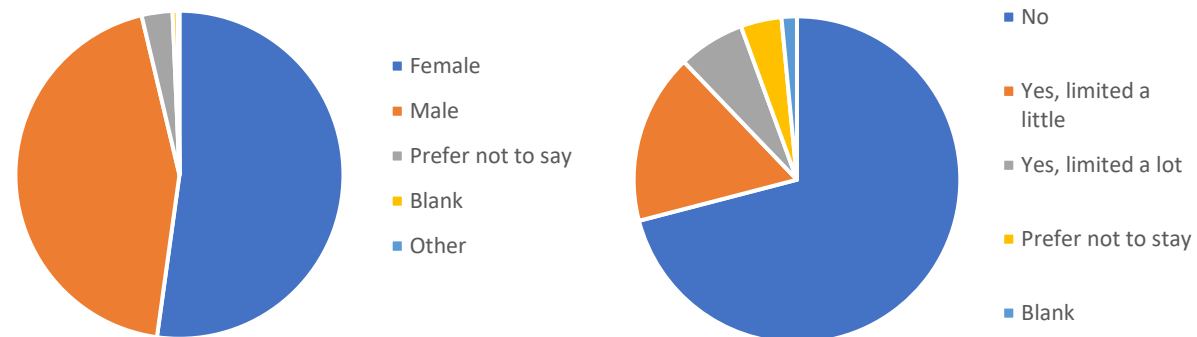
To see their neighbourhood improved:

1. 67% would like an increased local authority presence
2. 41% would like more youth projects
3. 40% would like more community activities

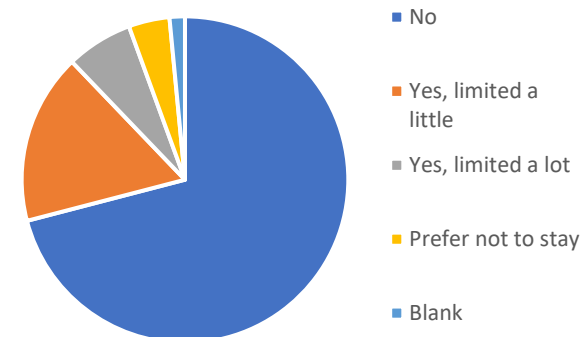
Age range of respondents



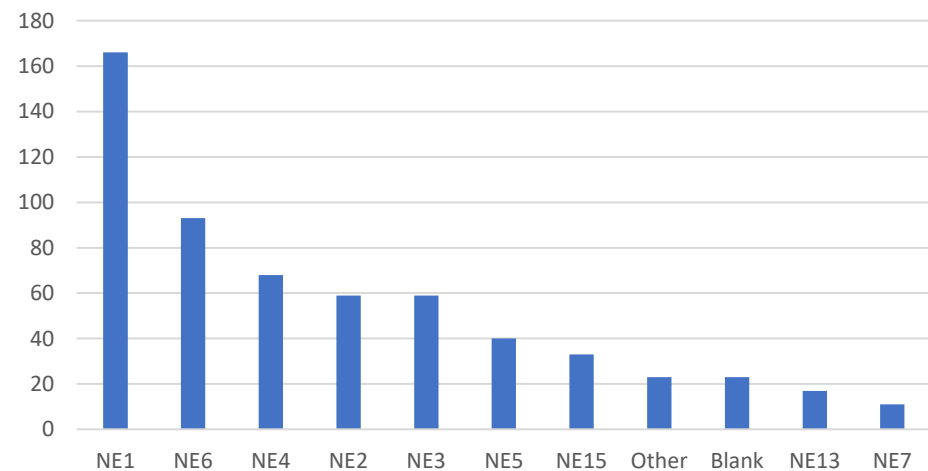
Sex of respondents



Disability/long term health condition of respondents

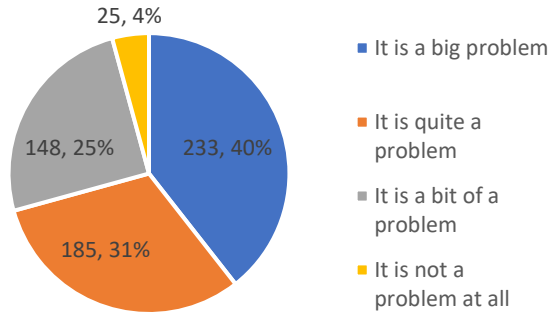


Postcode of respondents

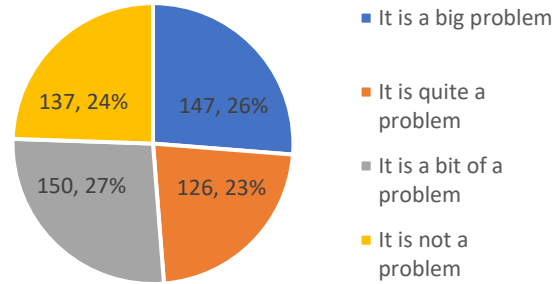


Ethnicity	Total
White British	517
Any other White background	27
Blank	16
Mixed ethnicity	10
Any other Asian background	5
Black British	5
Asian British	5
Any other Black background	4
Another ethnic group	3
Total	592

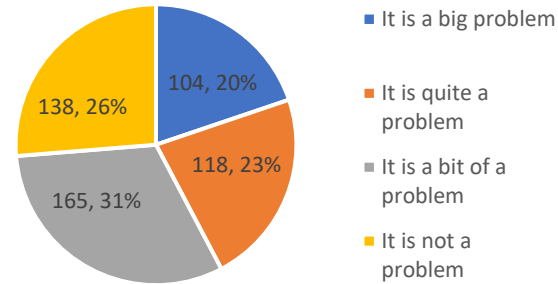
Anti-social behaviour



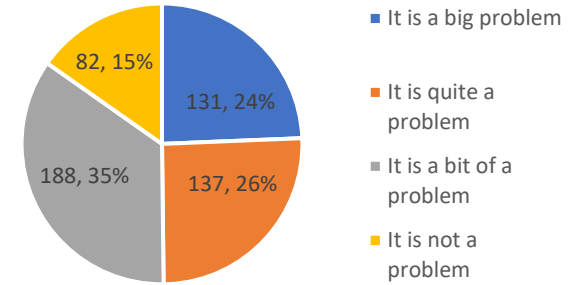
Alcohol use on the streets by adults



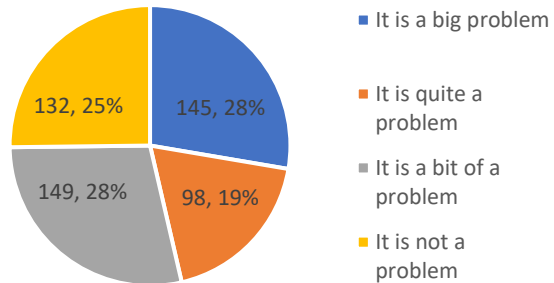
Alcohol use on the streets by young people



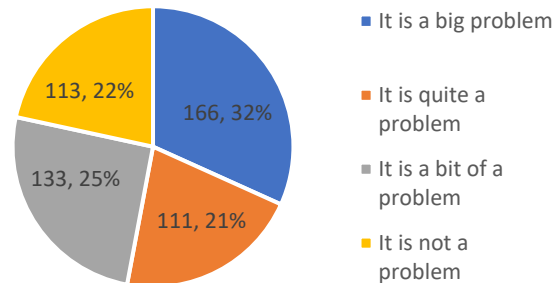
Criminal damage



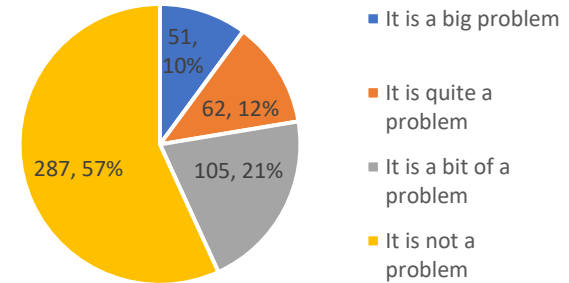
Drug dealing



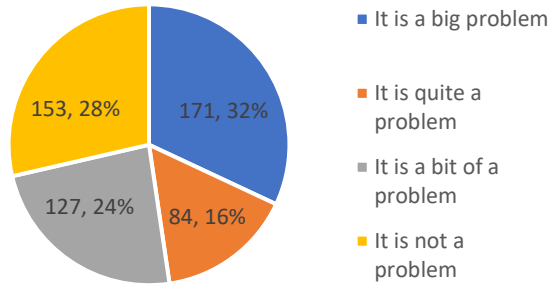
Drug taking



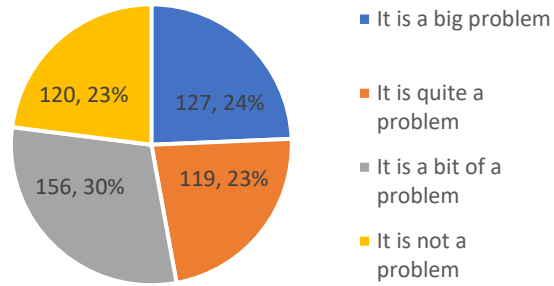
Fire setting



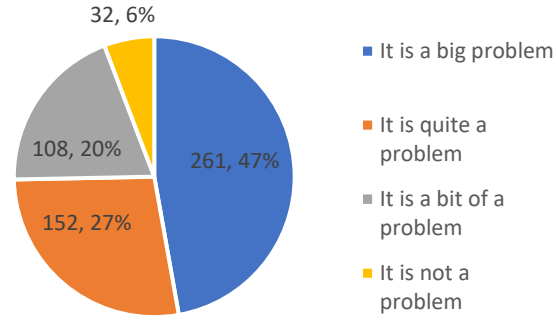
Fly tipping



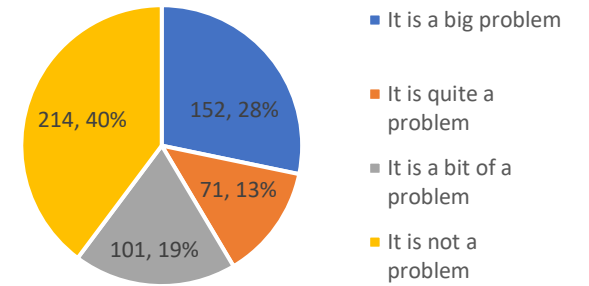
Graffiti



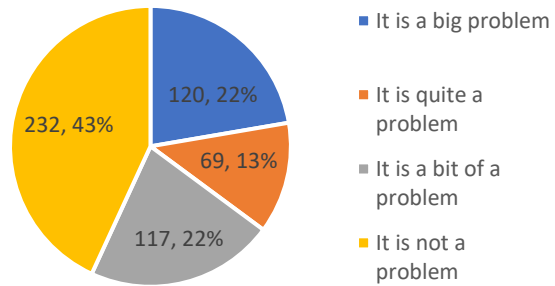
Litter



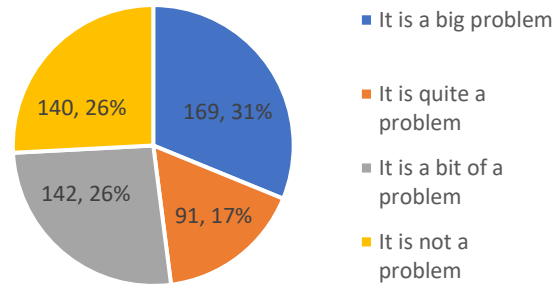
Motorcycle disorder



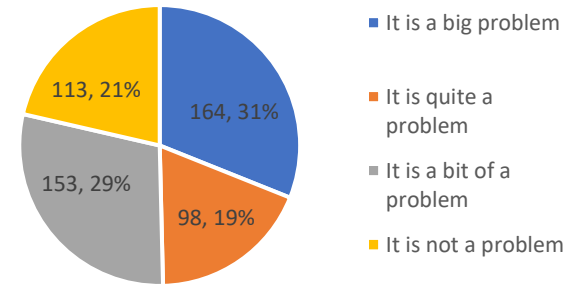
Noisy or nuisance neighbours



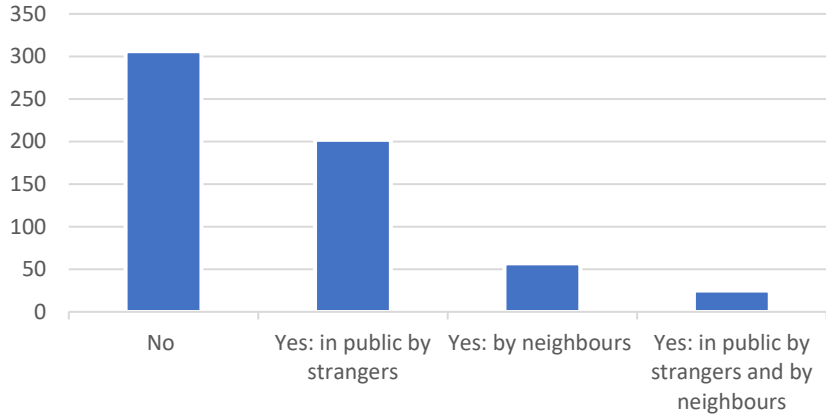
Rowdy behaviour on the street by adults



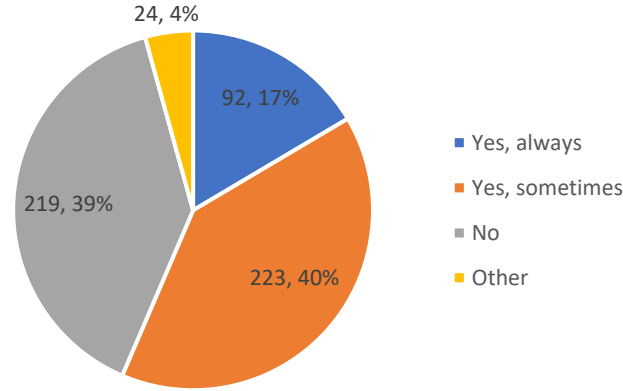
Rowdy behaviour on the street by young people



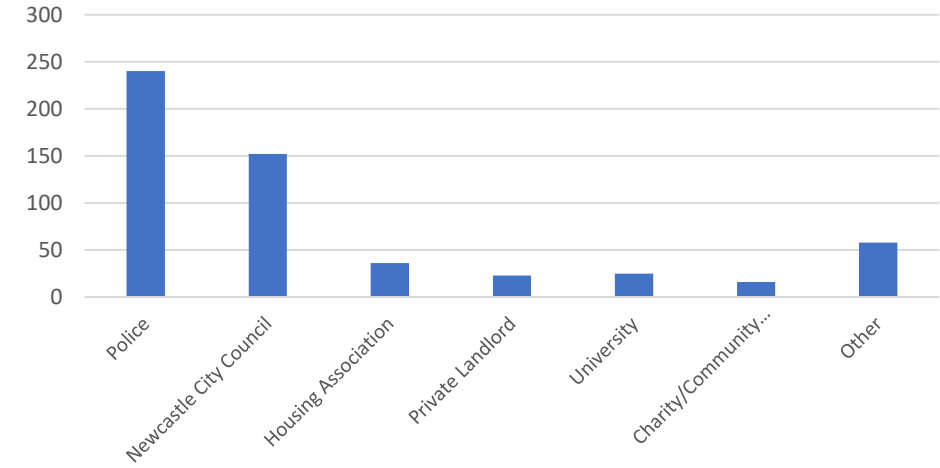
Felt discriminated, harassed or targeted



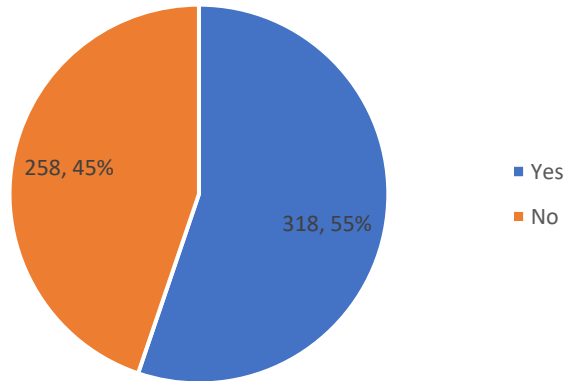
Reported anti-social behaviour



Report anti-social behaviour to



Specific areas feel unsafe



Tackle anti-social behaviour by

